

Ranger Outpost

Access your school work at home

With "Ranger Outpost" you will be able to access all your school work from home. All you will need is a computer with access to the Internet.

1. Download and Setup Ranger Outpost
2. Log in
3. Access your work

Go To

www.beaufortcs.com

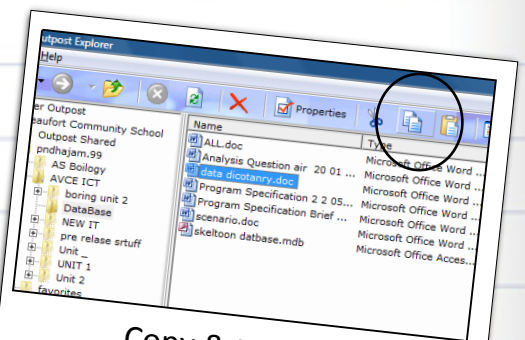
Click "Students Zone" then "Ranger Outpost" link

Download work to your home computer

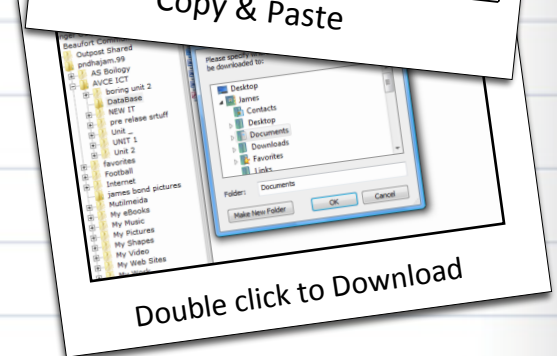
To download your work to your home computer to help backup important work or to carry on with school work at home, all you need to do is:

1. Log into "Ranger Outpost"
2. Find the work you want to download
3. Click the "Copy" button
4. Open your documents folder on your computer and click "Paste" button (Edit, Paste)

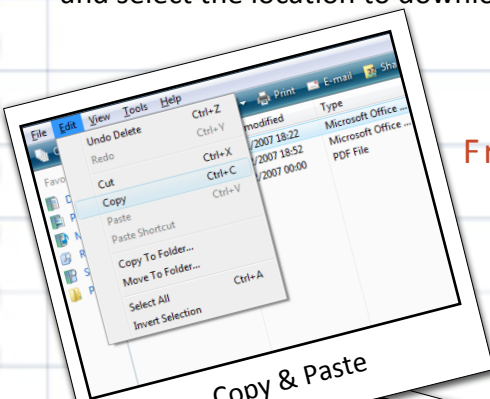
Or you can double click on your work in Ranger Outpost and select the location to download your work to.



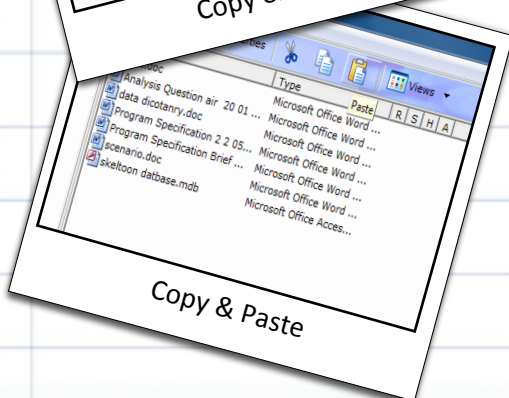
Copy & Paste



Double click to Download



Copy & Paste



Copy & Paste

From home computer to school documents

If you've done work at home and you want to be able to access that work at school, simply copy and paste the work into Ranger Outpost.

1. Find the file on your computer
2. Copy the file (Edit, Copy)
3. Paste the file into Ranger Outpost

Remember to keep your password secure so nobody else can access your documents.

If work is accidentally deleted you need to let the IT Technicians know ASAP.